

PALAX POWER 70 SPARE PARTS

In English



S:n _____

Terästäkomo Oy
Lahdentie 9
61400 Ylistaro, FINLAND
Tel. +358 6 4745100
Fax. +358 6 4740790
www.palax.fi

D Bestellsanweisung

Das Bild mit dem gesuchten Teil finden.

Die richtige Teilnummer finden.

Der richtige Bestellungscode mit Hilfe der Bildnummer und Teilnummer finden.

Bei Bestellung sollen die Bestellungsnummer, die Beschreibung des Teils, die Seriennummer und das Baujahr angegeben werden.

En Ordering guide

Seek the right picture.

See the part number.

Look, by using the picture- and partnumber for the right orderingnumber of the sparepart from the spareparts list.

When ordering always mention the sparepart number, partname, serialnumber and manufacturing year.

ES Instrucciones para realizar pedidos

Encuentre la ilustración en la que aparece la pieza que está buscando.

Busque el número de pieza en la ilustración.

Escriba el código de pedido correcto en la lista de piezas en base al número de la ilustración y al número de pieza.

Al realizar los pedidos, indique siempre: El código de pedido, el nombre del elemento, el número de serie y el año de fabricación de la máquina.

FR Instructions de commande

Recherchez l'illustration sur laquelle la pièce dont vous avez besoin est illustrée.

Relevez le numéro de pièce sur l'illustration.

Établissez le code de commande correct dans la liste de pièces, en faisant correspondre le numéro de l'illustration et le numéro de pièce.

Au moment de la commande, mentionnez toujours : le code de commande, le nom de l'article, le numéro de série et l'année de fabrication de la machine.



RUS Инструкция по оформлению заказа





Найти рисунок, на котором показана желаемая деталь.

На рисунке найти номер детали.





С помощью номера рисунка и номера детали найти в каталоге запчастей номер заказа.

В заказе указать всегда номер заказа, название детали, серийный номер и год выпуска машины.














08/2007




08/2007



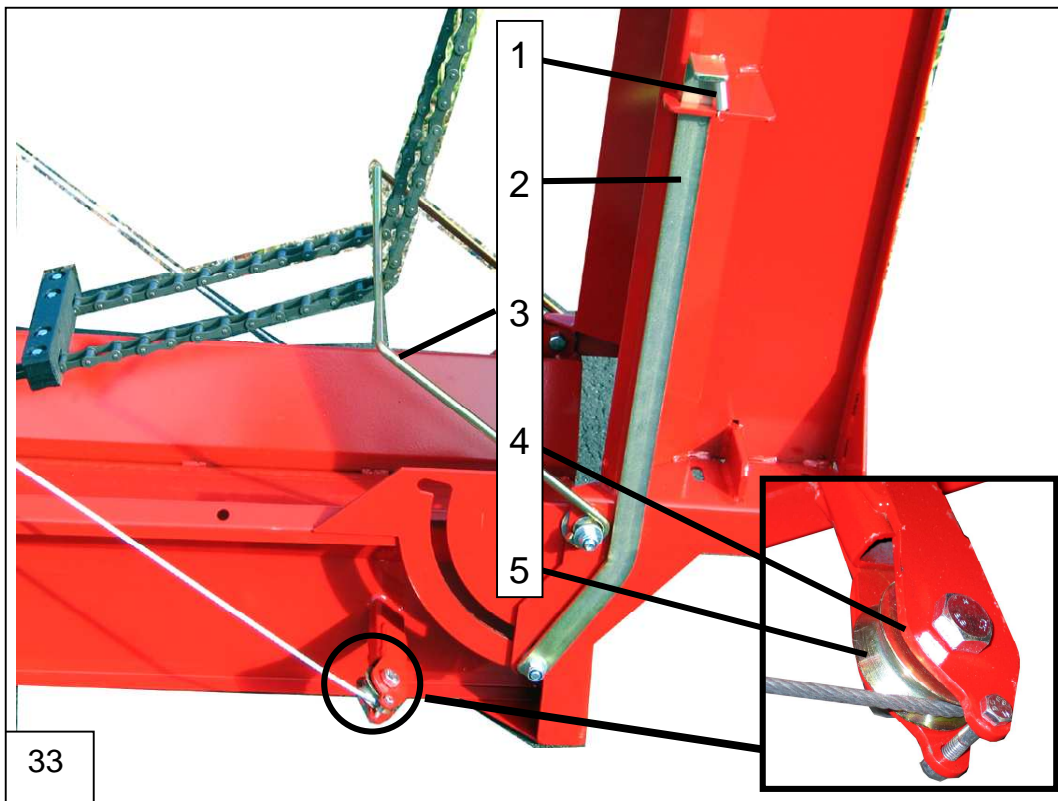
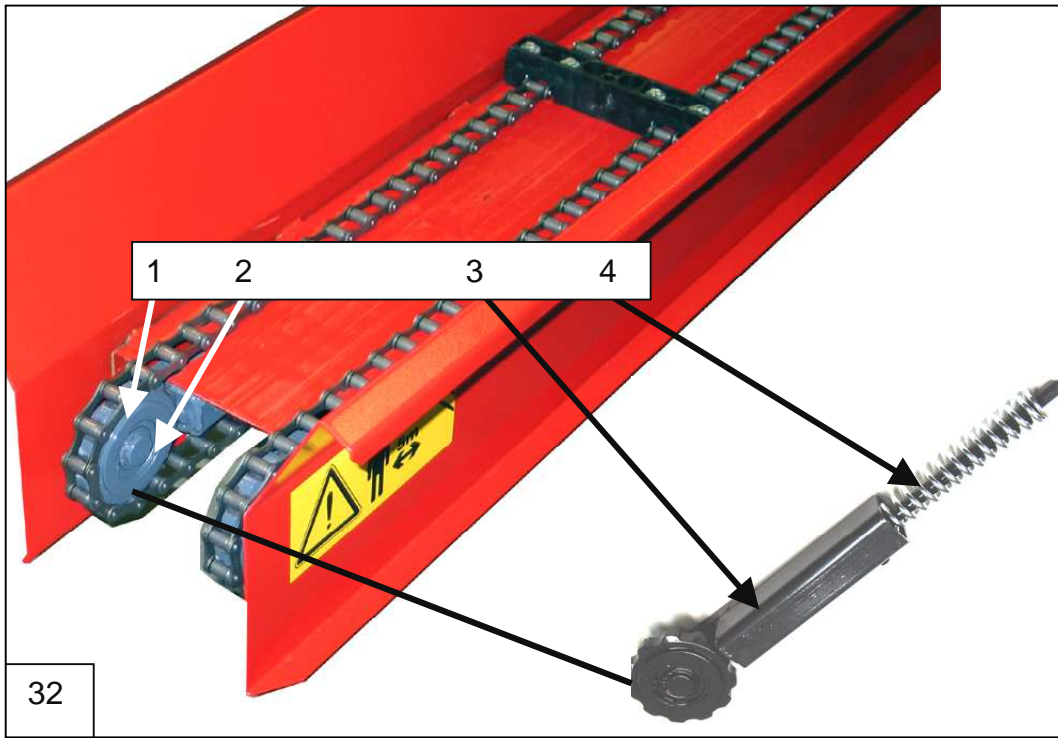





30



31





PALAX POWER 70

Picture	Part	New Code	Old Code	Denomination	Dimensions	Pc.
1	1	31 308	LK2833040	Front cover, left		1
1	2	11 932	2 830 001	Blade cover		1
1	3	31 300	LK2831010	Front cover, centre		1
1	4	11 956	2 871 001	Hinge		1
1	5	12 068	2 835 001	Protective net		1
1	6	31 309	LK2834010	Front cover, right		1
2	1	11 906	2 822 001	Oil tank	Tank without accessories	1
2	2	10 024	OK1803200	Fill cap	TMDFA-112 1 1/2"	1
2	3	10 027	OH1803070	Filter	FIO60/3 R3/4"	1
2	4	10 026	OH1803075	Filter cartridge	CR60/3	1
2	5	31 301	LK2857010	Rear cover		1
2	6	11 948	2 878 001	Bottom cover		1
2	7	11 983	2 837 001	Electric motor rack		1
2	8	12 047	2 805 005	Tow-bar lug		2
2	9	12 051	K2884010	Tow-pin	28x185	2
2	10	11 962	2 832 001	Sawdust chute		1
2	11	13 600	2 805 001	Toplink lug		1
2	12	10 910	2 805 050	PTO-shaft hook		1
3	2	31 396	2 819 010	Table extension roller	Incl. shaft, bearings	1
3	3	10 596	OL62052RS	Bearing 6205 2RS	52/25x15	2
3	4	31 271	LK2836010	Scraper		1
3	5	10 592	X009143	Keel roller		1
3	6	10 583	2 804 001	Table extension		1
3	7	10 615	2 821 002	Table extension leg		1
3	8	11 814	OKN200	Rubber band		1
3	9	31 397	2 874 010	Lock pin		1
3	10	10 608	2 870 001	Hinge pin		1
3	11	10 062	OJV45385254	Draw-spring	4,5x38,5x254	1
3	12	11 832	2 815 001	Clamp		1
3	13	12 149	2 860 001	Tightener		1
3	14	12 024	2 843 001	Multi-function lever	Incl. bearing + lock ring	1
3	15	31 440	2 846 001	Wedge adjustment handle	Complete incl. lock parts	1
4	1	10 017	OV752003	Friction plate	4x75/21	1
4	2	10 018	OJL204002	Cup spring	40/20x2	4
4	3	10 019	OMM20C935	Nut	M20 crown	2
4	4	31 444	OJP20254050	Conical spring	2x25/40x50	1
4	5	31 443	2 873 001	Lock pin		1
5A	1	10 986	OH403220	Cylinder		1
5A	2	31 291	1 234 001	Shift lever		1
5A	3	31 443	2 873 001	Lock pin		1
5A	4	31 444	OJP20254050	Conical spring	2x25/40x50	1
5B	1	13 601	OH70S6DECA CZ180053	Valve		1
6	1	12 181	OH3W12	Three-way valve		1
6	2	10 073	OH1806105	Cylinder 3,5 t		1
6	2	10 071	OH706345	Cylinder 5.6 t		1
6	2	11 190	OH1806500	Seal kit 50/36		1

Picture	Part	New Code	Old Code	Denomination	Dimensions	Pc.
6	2	11 191	OH706345TS	Seal kit 63/45		1
6	3	11 987	2 826 001	Launch bar		1
6	4	31 306	LK2838010	Guide block	08x30x60	2
6	5	11 954	2 840 010	Guide plate for pusher		1
6	6	10 008	OJV101168	Draw-spring	1x11x68	1
6	7	12 036	2 844 001	Valve lever		1
6	8	11 193	OK1807103	Rubber cover		1
6	9	11 194	K1807104	Spool shifter		1
6	10	10 095	10 095	Splitting valve		1
6	11	11 192	OH1807101	Detent end		1
6	12	10 716	OJP2520130	Pressure spring	2,5x20x130	1
6	14	11 994	2 839 001	Launch bar		1
6	15	31 391	K2887010	Spring pin	10x70	1
6	16	31 412	OJP131640	Pressure spring	1,3x16x40	1
6	17	10 029	OL10/19x19	Nylon bushing	19/11x20	1
6	18	12 135	2 862 001	Stop pin		1
6	19	10 008	OJV101168	Draw-spring	1x11x68	1
6	21	10 950	OH120	High-speed valve	APV	1
6	22	11 888	2 802 002	Ram		1
6	23	11 896	2 872 001	Pusher pin		1
7	1	10 636	OL60022RS	Bearing 6002 2RS	32/15x10	1
7	2	12 093	2 849 002	Launch plate		1
7	3	10 060	OL62012RS	Bearing 6201 2RS	32/12x10	1
7	4	10 081	OL63012RS	Bearing 6301 2RS	37/12x12	1
7	5	12 118	2 852 001	Launch bar		1
7	6	10 008	OJV101168	Draw-spring	1x11x68	1
7	7	13 635	OLUCP205	Bearing UCP 205	UCP205	2
7	8	10 636	OL60022RS	Bearing 6002 2RS	32/15x10	2
7	9	12 007	2 841 001	Multi-purpose shaft		1
7	10	12 042	2 842 001	Valve fork		1
7	11	11 193	OK1807103	Rubber cover		1
7	12	12 180	OH70D06	Valve		1
8	1	12 172	O2853010	V-belt pulley	SPA 200-2	1
8	2	10 596	OL62052RS	Bearing 6205 2RS	52/25x15	1
8	3	31 415	2 854 020	V-belt pulley	incl. bearings + lock ring	1
8	5	11 883	O2854010	V-belt pulley	SPA112-2	1
8	6	10 062	OJV45385254	Spring	4,5x38,5x254	1
8	7	11 446	JAF16	Swivel head	M16 O	1
8	8	12 157	2 865 001	Rod		1
8	9	12 160	JAF16	Swivel head, left	M16 V	1
8	10	11 446	JAF16	Swivel head	M16 O	1
8	11	11 346	2 867 001	Adjustment rod		1
8	12	13 614	OJP55425480	Pressure spring	5,5x42,5x480	1
8	13	12 146	2 866 001	Spring guide		1
9	1	12 170	OH70S1020	Angular gear	Aluminium	1
10	1	14 528	OH70S2020	Angular gear	Cast iron	1
11	1	13 612	OH7500702	Suction hose	1" x 450	2
11	2	11 877	2 809 001	Saw-blade arm		1
11	3	31 426	OHA5100165	Clamp	201-38	4
11	4	12 184	OH70GP2	Pump		1
11	5	31 305	LK2824010	Pump rack		1
11	6	10 047	OV1808112B	Rubber coupling		1

Picture	Part	New Code	Old Code	Denomination	Dimensions	Pc.
11	7	10 046	OV1808110B	Claw-clutch	35/GP2	1
11	8	11 885	OVSPA1457	V-belt	SPA 1457	2
11	9	11 884	O2855010	V-belt pulley	SPA140-2	1
11	10	12 182	2 869 010	Upper stopper		1
11	11	12 183	23508M	Pusher		1
11	12	11 877	2 809 001	Saw-blade arm		1
11	13	11 864	UCFC207	Bearing UCF 207	UCF 207	6
11	14	12 175	OVSPA1732	V-belt	SPA 1732	2
11	15	11 875	K2811010	Main shaft	35x500	1
12	2	12 140	2 880 001	Tightener		1
12	3	11 861	K2816010	Tightening wheel shaft	30x106	1
12	4	10 596	OL62052RS	Bearing 6205 2RS	52/25x15	1
12	5	31 415	2 854 020	V-belt pulley		1
12	6	31 413		Bushing	40x2x67	1
12	7	31 416	2 809 060	Lock pin		1
13	1	11 843	2 810 001	Blade shaft	Shaft + pulley	1
13	2	10 055	K1808290	Wedge	08x25	1
13	3	10 043	OMM24D934	Nut	MM24x2	1
13	4	11 846	K2810030	Attachment flange	Ø125x27	1
14	2	11 779	OHOMP80	Gerotor	OHOMP80	1
14	3	11 778	K2818010	Drive roller	Ø60 L=265	1
14	4	10 543	O702004500	In-feed belt		1
14	5	31 386	OLSBPFL204	Bearing SBPFL204	SBPFL 204	1
14	6	11 766	2 803 001	In-feed deck		1
14	7	31 311	LK2845010	Lock		1
14	8	11 782	2 803 070	Upper bearing	08x40 L=130	1
14	9	10 034	K1801440	Table roller	Ø36 L=193	1
14	10	31 424	LK2828020	Stop plate		1
14	11	31 450	ORM06110	Hex-screw 8.8	M6x110 - 8.8	2
14	12	12 111	2 828 001	Stopper		1
14	13	12 104	2 836 001	Stopper shaft		1
15	1	12 138	2 863 001	Knuckle shaft		1
15	2	12 161	2 868 010	Lifting arm		1
15	3	31 303	LK2864010	Wedge		1
15	4	10 060	OL62012RS	Bearing 6201 2RS	32/12x10	2
15	5	12 129	2 861 001	Wedge shaft		1
16	1	11 944	K2830050	Guide	15x120x120	1
17	1	11 863	K2809050	Guide	30x125x125	1
17	2	11 847	OT707005	Crosscut saw-blade	700/35/0	1
18	1	12 258	2 820 001	Engine rackx		1
18	2	10 104	OE75B31500	Electric motor	7,5 kw	1
18	3	10 904	OE1204226	Y/D starter		1
18	4	31 429	31 429	Claw-clutch		1
18	5	10 047	OV1808112B	Rubber coupling		1
18	6	15 028	OV300X200	Heater carpet	300 w	1
19	1	31 406	LK2875010	Appliance inlet bed		1
19	2	31 405	LK2859010	Pivot plate SM		1
30	1	10 993	K2625030	Plastic support		2
30	2	14 369	OPV300007	Lock		1
30	3	12 088	2 847 001	Conveyor support		1
30	4	10 991	2 602 005	Upper frame		1
30	5	11 373	28 848 010	Lock-up beam		1
30	6	11 374	2 614 001	Hinge		1

Picture	Part	New Code	Old Code	Denomination	Dimensions	Pc.
30	7	10 997	OLUCFL205	Bearing UCFL 205	UCFL 205	1
30	8	10 994	2 601 005	Lower frame		1
31	1	10 998	OK70S32U2	Conveyor chain	Complete	1
31	2	10 999	K2607012	Scraper	30x40x200	7
31	3	11 000	OK70S32	Chain	8760	2
31	4	11 198	OK700020	Scraper clamp		2
31	5	11 199	OK700010	Chain extension		2
32	1	11 200	2 606 011	Idler		2
32	2	10 596	OL62052RS	Bearing 62052RS	6205 2RS	2
32	3	11 003	2 603 001	Idler holder		2
32	4	11 004	OJP5530340	Pressure spring	5,5x30x340	2
33	1	10 008	OJV101168	Draw-spring	1x11x68	2
33	2	11 007	2 605 010	Swing lock		1
33	3	11 006	2 621 010	Bow	Ø10x1100	1
33	4	10 082	OL60012RS	Bearing 60012RS	12x32	2
33	5	11 008	2 620 010	Wire-rope pulley		2
34	1	10 996	2 604 002	Drive shaft		1
34	2	14 989	OH7261502	Pressure limiter		1
34	3	11 779	OHOMP80	Gerotor		1
35	1	10 482	OVA4500	Wire	5x4500	1
35	2	10 995	K2626001	Attachment chain		1
35	3	14 322	O2886010	Protective curtain	Transparent plastic	1
35	5	11 002	2 608 001	Swing beam		1
35	6	11 001	K2613010	Clap	05x120x200	1
35	7	10 993	K2625030	Plastic support	45x50x50	2
35	8	11 197	OYV6AF750	Winch		1